

(The Meeting is Being Recorded for Posting Online)

# COVID-19: Guidance for the UD Research Community

Virtual Town Hall

Tuesday, May 19, 2020

1–2 pm



# Agenda

1. Announcements
2. State of Delaware Updates
3. UD Campus Updates
4. Planning for the Future
5. Questions - Chat Function

Communications—check website frequently

<https://www.udel.edu/home/coronavirus/>

# Middle States Self-Study

*Middle States Steering Committee*

[DRAFT Report Available](#)

Online Comments through June 1<sup>st</sup>

## Virtual Town Hall

Today, May 19, 4-5:30 p.m.  
Standards IV and VI



# Graduate College Dean Search

Open to Internal Candidates only.

[UDaily announcement](#) with information on how to apply and make nominations.

Deadline is **May 22, 2020**.

Interviews will be in June, with appointment commencing July 1<sup>st</sup>.

Search Committee membership unchanged.

# The Indomitable Class of 2020

## Virtual Celebration

Saturday, May 30, 11 a.m.



# COVID-19: Delaware

Data reported 5/18/20

## Deaths

State of Delaware

**297**

(2.4 per 10,000 people)

## Current Hospitalization...

State of Delaware

**240**

## Recovered

State of Delaware

**3,545**

## Positive Cases

State of Delaware

**7,869**

(81.7 per 10,000 people)

## Tested Negative

State of Delaware

**34,589**

## Positive Cases (County Level)

Click on the county to view its COVID-19 tracker data

### New Castle County

**2,738**

(46.7 per 10,000 people)

### Kent County

**1,219**

(69.1 per 10,000 people)

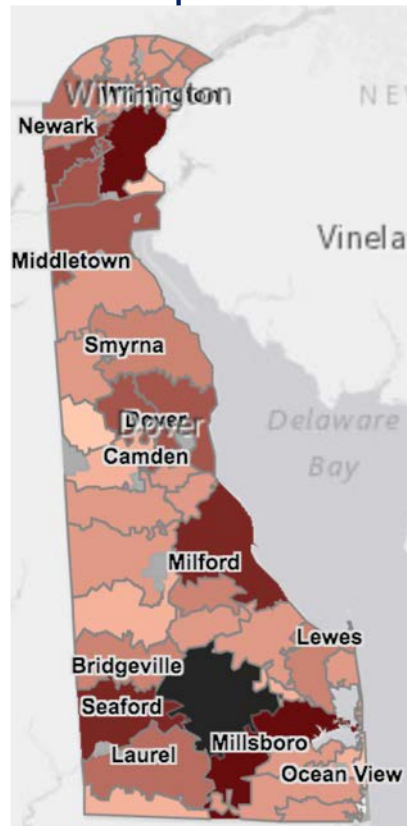
### Sussex County

**3,861**

(200.5 per 10,000 people)

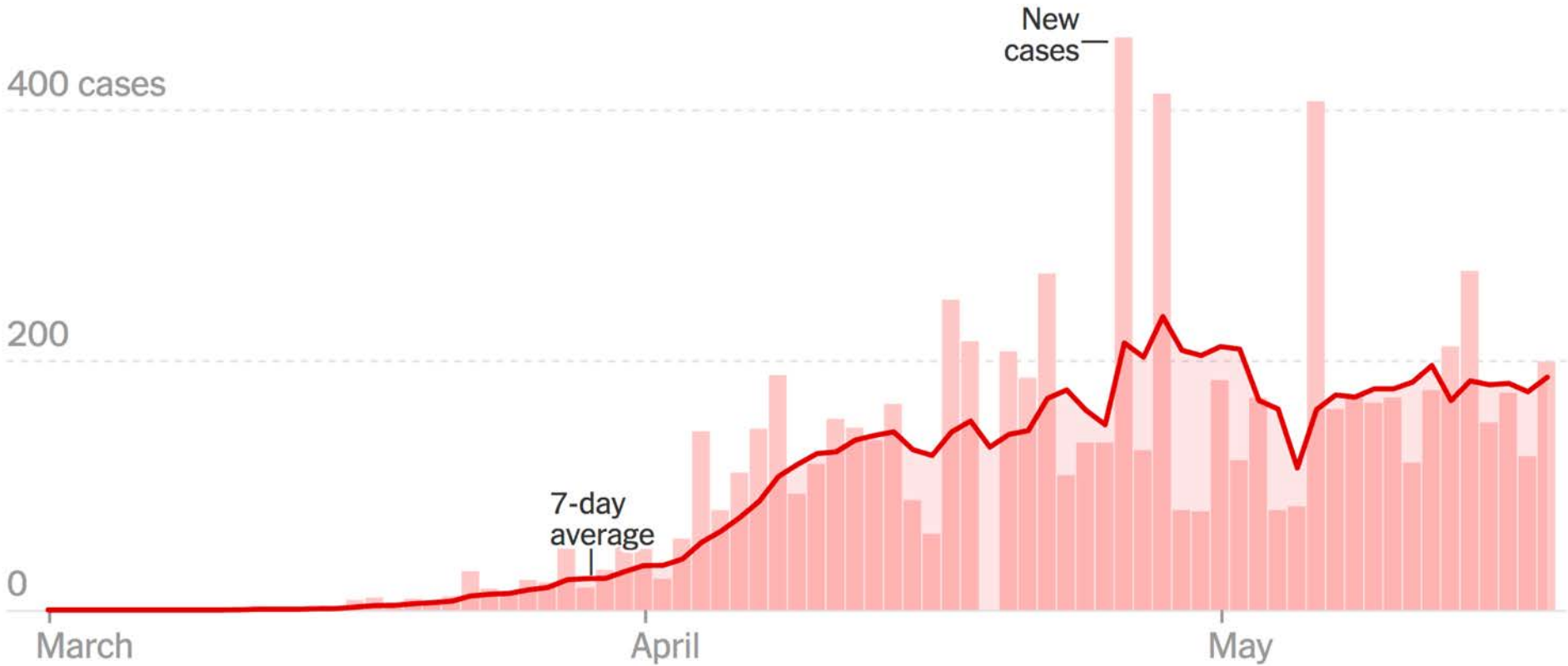
### Unknown County

**51**



# New reported cases by day in Delaware

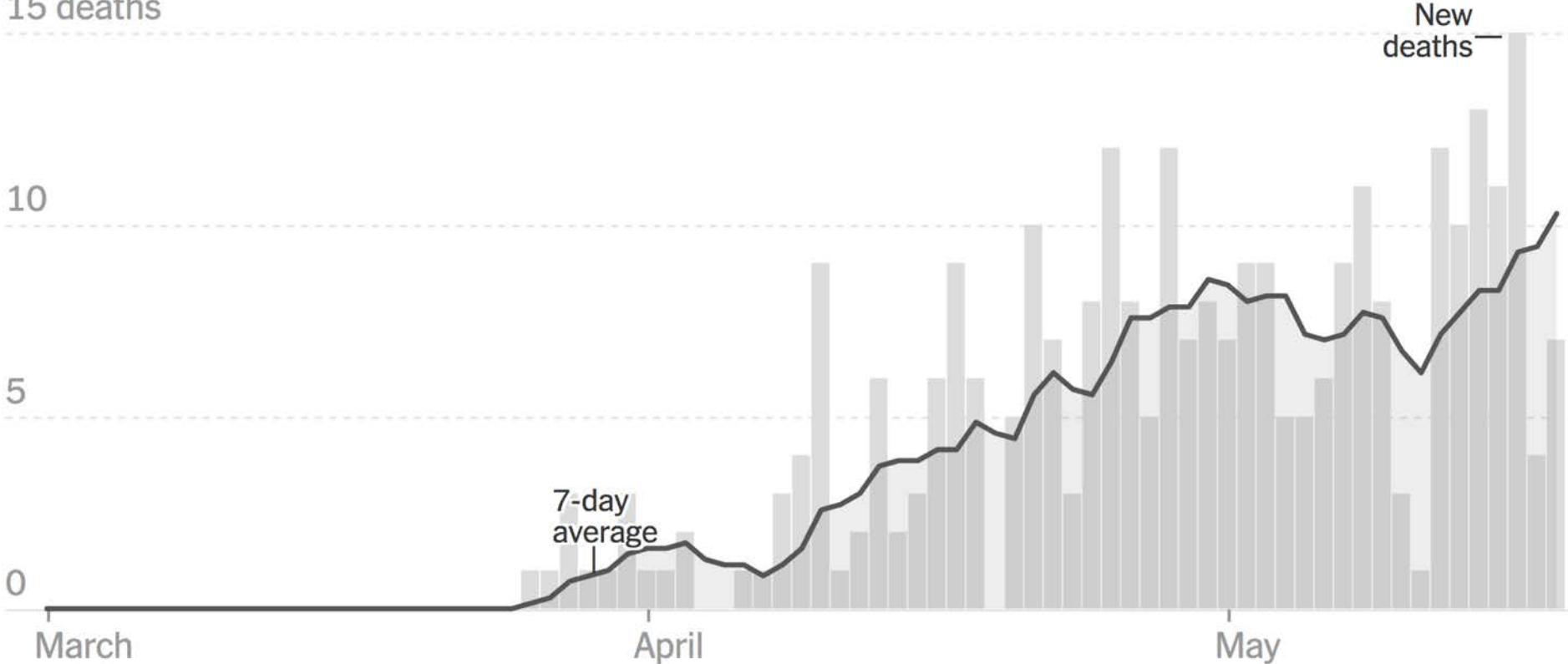
Data reported 5/18/20



# New reported deaths by day in Delaware

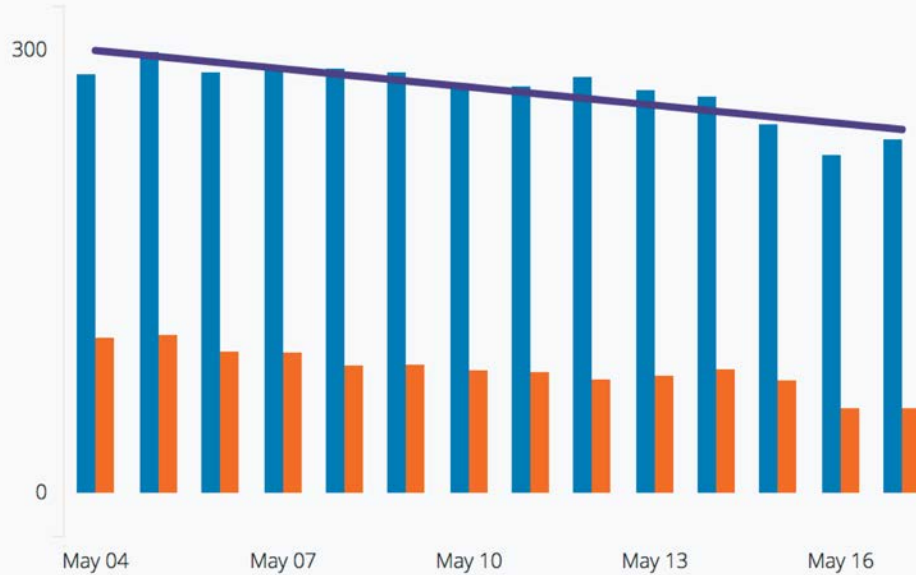
Data reported 5/18/20

15 deaths



## Current Hospitalizations

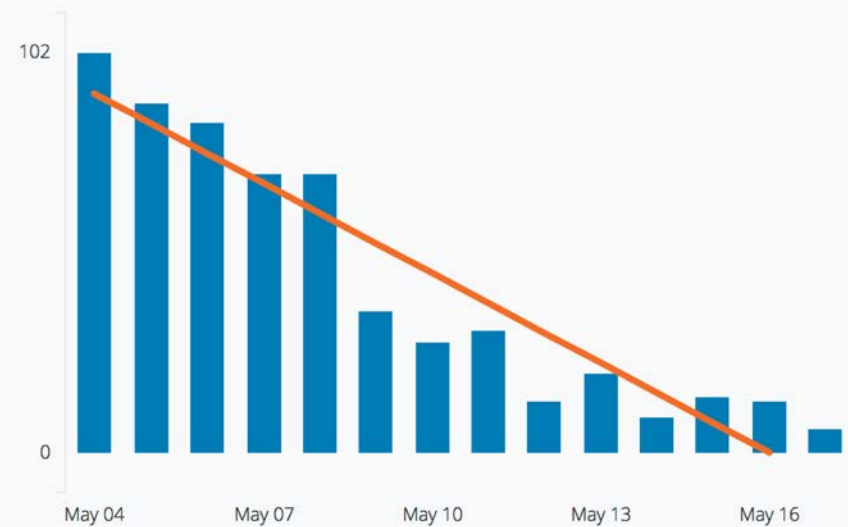
LAST UPDATE: 05/17/2020



- Current Hospitalizations (State of Delaware)
- Current Hospitalizations (Sussex County) ■ Trend Line

## New Hospital Admissions (Confirmed and Suspected with COVID-19) ⓘ

LAST UPDATE: 05/17/2020



- New Hospital Admissions
- Trend Line

Data source: Delaware Health Information Network.

## New Positive Cases (5-Day Average)

LAST UPDATE: 05/17/2020



■ New Positive Cases (5-Day Average) ■ Trend Line

### Delaware's PPE (Personal Protective Equipment) Inventory Status

■ 2 Weeks+ ■ 1-2 Weeks ■ Critical

**Fluid Resistant Gown and/or Isolation Gown**

1-2 Weeks

**Face Shield**

2 Weeks+

**Glasses/Goggles**

2 Weeks+

**Isolation Mask / Procedural-Ear Loop**

2 Weeks+

**N95 Mask**

2 Weeks+

**Surgical Mask**

2 Weeks+

**Gloves**


2 Weeks+

# State of Delaware Update

**Governor announces rolling reopening; State of Emergency extended through May 31**

*Phase I of Delaware's economic reopening commences June 1st.*

*Entering Phase I is contingent on the State of Delaware's ability to contain the COVID-19 hot spot in Sussex County, and continued positive trends in COVID-19 cases and hospitalizations statewide.*



# State of Delaware–Phase 1

Vulnerable individuals **shelter in place**


Maintain **social distancing in public**

Schools and youth activities **remain closed**

Limit gatherings to **10 individuals**

**Minimize non-essential travel-** personal & business

Encourage **teleworking**



# State of Delaware–Phase 1

Return to work **in phases**

Consider **special accommodations for vulnerable populations**


Elective surgeries to **resume**

Large venues, restaurants would have **strict guidelines**

Bars remain **closed**

Gyms to follow **strict physical distancing and sanitation protocols**

No visits to **senior living facilities and hospitals**



# UD Campus Update

May 8<sup>th</sup> Updates

**UD is extending its remote work plan until May 31** to align with the state's guidance.

We are currently **targeting early June** to begin re-activating campus operations on a phased-in basis, starting with our research facilities.

The rate of reopening facilities will be contingent on **sufficient testing, tracing and personal protective equipment** to ensure the safety of our students, faculty and staff.



# UD Campus Update

May 8<sup>th</sup> Updates

UD has already moved **summer classes online** and deferred or **virtualized summer events and programs** on campus.

[Campus Reopening and Fall Planning Task Force](#)

[UD's Health Advisory Group](#)

Campus-wide committees that will consider academic and calendar aspects, research and graduate education, student life and athletics, facilities, budget and planning, and public affairs.



# Planning for the Future

## Principles

Safety and wellbeing of all members of the UD community

Academic mission of UD

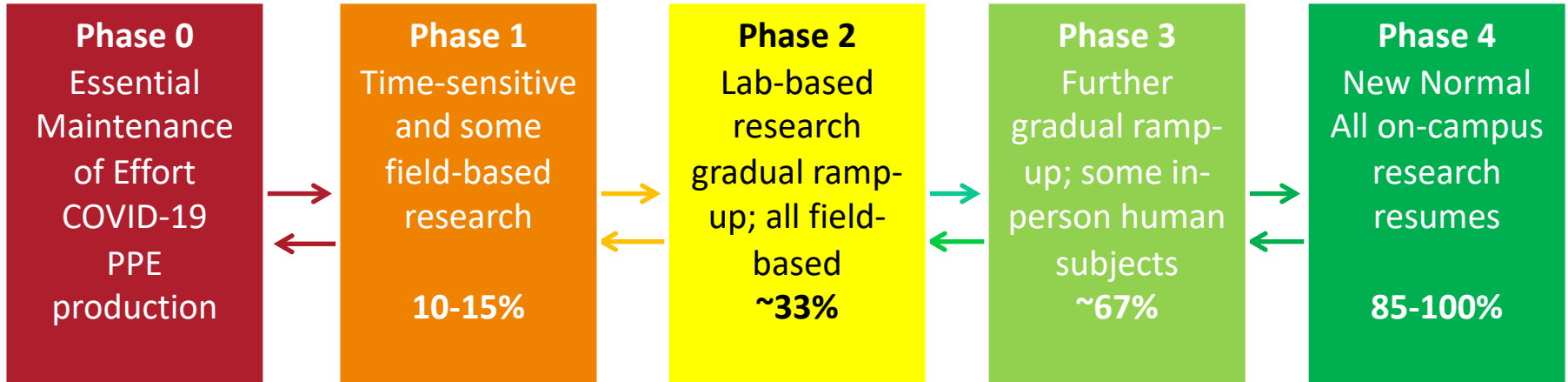
Maintaining our staffing



Public Health Professionals and Science will drive our decision-making. “...you don't make the timeline, the virus makes the timeline” Dr. Anthony Fauci

# Planning for the Future

*Applicable to ALL UD research activities, regardless of site: on-campus, in the field and at partner sites, i.e. UD-owned and -operated, e.g. Winterthur, nat'l lab, agricultural sites, in schools, etc.*



**Working from home whenever possible**

# Phasing in Research

## Phase 1

Time-sensitive  
and some field-  
based research

10-15%

Disruption of effort/data collection causes catastrophic data loss or delays

Seasonal data collection, field/agricultural work

Long-term longitudinal studies

Animal experiments where a delay would result in euthanasia or loss of a colony

# Phasing in Research

## Phase 1

Time-sensitive  
and some field-  
based research

10-15%

Prioritize research work of

a) **tenure track** (not yet tenured) **faculty**,

b) sponsored projects with **fixed, time-sensitive deliverables**,

c) sponsored projects with **no ability to charge salaries/stipends for no-work**.

# Phasing in Research

## Phase 1

Time-sensitive  
and some field-  
based research

10-15%

**Core facilities** resume limited operations to support time-sensitive research within this phase and prepare for increased activity in later phases.

# UD's Return to Research under COVID-19

[RETURN TO CAMPUS GUIDANCE](#)
[PI RETURN TO CAMPUS FORM](#)
[RAMP-UP CHECKLIST](#)

## Guidelines & Resources

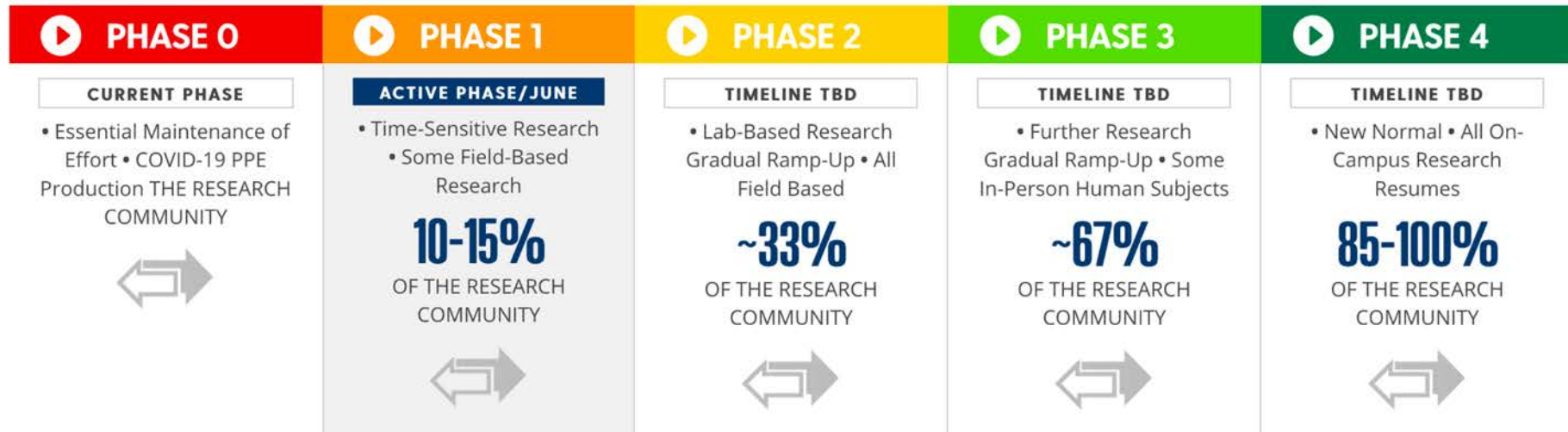
The University of Delaware is working to resume research operations — with the safety and wellbeing of the community our highest priority. *All research work that can be performed remotely should continue remotely until further guidance is issued.* This page provides an overview of UD's phased-in return to research, in alignment with state and University guidance. It draws from a comprehensive plan developed with broad input from a working group including representatives from colleges, institutes, core facilities, environmental health and safety, communications, maintenance and operations.

Here, UD researchers also will find **required** forms that must be approved and access to training materials that must be completed **prior** to returning to campus, field-based or site-based research. A phased-in approach is being implemented. Review the phases below. If you think you (and your

UD Research Ramp-Up	
Principles	<a href="#">+</a>
Expectations	<a href="#">+</a>
Research Space Categories and Definitions	<a href="#">+</a>
Health Screening Protocols	<a href="#">+</a>
PPE Requirements	<a href="#">+</a>
Physical Distancing	<a href="#">+</a>
Protecting Vulnerable Populations	<a href="#">+</a>
Facilities	<a href="#">+</a>

## Research Ramp-Up Phases

Click on each phase for more details. We are now reviewing PI request forms for Phase 1.



## Research Ramp-Up Phases

Click on each phase for more details. We are not currently accepting requests for Phase 0.

# Required to return to research in any phase

PHASE 0	PHASE 1	PHASE 2	PHASE 3	PHASE 4
<p><b>CURRENT PHASE</b></p> <ul style="list-style-type: none"> <li>Essential Maintenance of Effort</li> <li>COVID-19 PPE Production</li> <li>THE RESEARCH COMMUNITY</li> </ul>	<p><b>ACTIVE PHASE/JUNE</b></p> <ul style="list-style-type: none"> <li>Time-Sensitive Research</li> <li>Some Field-Based Research</li> </ul> <p><b>10-15%</b> OF THE RESEARCH COMMUNITY</p>	<p><b>TIMELINE TBD</b></p> <ul style="list-style-type: none"> <li>Lab-Based Research</li> <li>Gradual Ramp-Up</li> <li>All Field Based</li> </ul> <p><b>~33%</b> OF THE RESEARCH COMMUNITY</p>	<p><b>TIMELINE TBD</b></p> <ul style="list-style-type: none"> <li>Further Research</li> <li>Gradual Ramp-Up</li> <li>Some In-Person Human Subjects</li> </ul> <p><b>~67%</b> OF THE RESEARCH COMMUNITY</p>	<p><b>TIMELINE TBD</b></p> <ul style="list-style-type: none"> <li>New Normal</li> <li>All On-Campus Research Resumes</li> </ul> <p><b>85-100%</b> OF THE RESEARCH COMMUNITY</p>

## Research Ramp-Up Phases

Click on each phase for more details. We also have a [video](#) and [FAQ](#) for this phase.

# Required by all to return to research in any phase

PHASE 0	PHASE 1	PHASE 2	PHASE 3	PHASE 4
<p><b>CURRENT PHASE</b></p> <ul style="list-style-type: none"> <li>Essential Maintenance of Effort</li> <li>COVID-19 PPE Production</li> </ul> <p>THE RESEARCH COMMUNITY</p>	<p><b>ACTIVE PHASE/JUNE</b></p> <ul style="list-style-type: none"> <li>Time-Sensitive Research</li> <li>Some Field-Based Research</li> </ul> <p><b>10-15%</b> OF THE RESEARCH COMMUNITY</p>	<p><b>TIMELINE TBD</b></p> <ul style="list-style-type: none"> <li>Lab-Based Research</li> <li>Gradual Ramp-Up</li> <li>All Field Based</li> </ul> <p><b>~33%</b> OF THE RESEARCH COMMUNITY</p>	<p><b>TIMELINE TBD</b></p> <ul style="list-style-type: none"> <li>Further Research</li> <li>Gradual Ramp-Up</li> <li>Some In-Person Human Subjects</li> </ul> <p><b>~67%</b> OF THE RESEARCH COMMUNITY</p>	<p><b>TIMELINE TBD</b></p> <ul style="list-style-type: none"> <li>New Normal</li> <li>All On-Campus Research Resumes</li> </ul> <p><b>85-100%</b> OF THE RESEARCH COMMUNITY</p>

# Process

## Phase 1

Time-sensitive  
and some field-  
based research

10-15%

1. PI/core facility director initiates form (on behalf of their coworkers)
2. Completed form submitted to Dept Chair
3. Review by College Dean
4. Final approval by VPR/Provost

**Upon approval, access commences after all trainings are completed and no earlier than 1 week (7 calendar days) after approval.**

# Planning for the Future

## Guidance for PIs

If you qualify for **phase 1** access, apply by **May 27<sup>th</sup>**.

If you qualify for later phases, **do not apply until later**—when requested.

Complete laboratory ramp-up checklist (as applicable) prior to accessing campus.

Ensure all training and certifications are up to date for all employees and students.

Inform relevant coworkers from out of state to return and self-quarantine for 14 days before re-starting on-campus/on-site research.

Speak individually with each coworker about their situation/concerns for re-start.

# Planning for the Future

## Communication is Key

We are in this together; take care of one another

Individual accountability and responsibility

“See something, say something”

Resources for students—advisor, program director, chair, Graduate College

Resources for staff—supervisor, unit lead, Human Resources

[Disability Support Services](#)

[Compliance Hotline](#)

# Planning for the Future

## How Will Campus Be Different?



Daily health questionnaire and on-site temperature checks

Cloth masks are the norm

Access to buildings/facilities will be highly controlled

Common areas/shared spaces remain closed

Lower density places greater emphasis on safety protocols

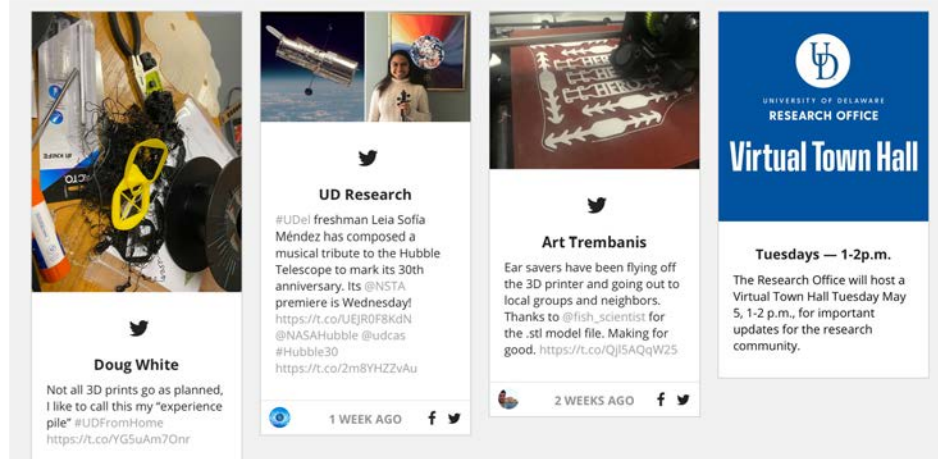
# Research Communications

#UDFromHome

*What research are you doing on COVID-19?*

*What innovative approaches are you taking to working remotely?*

*What ways are you reaching out to the K-12 community? If you are participating in Skype a Scientist or a related program, please contact us*



Email Tracey Bryant, Sr. Director for Research Communications, [tbryant@udel.edu](mailto:tbryant@udel.edu) or your college communicators.

# How Can You Help?

Many of our alumni, parents and friends have asked how they can help during this unprecedented time for the University community.

- [Blue Hen Strong Fund](#)
- [COVID-19 Employee Emergency Relief Fund](#)



# Supporting Our Community

- Students can contact the Center for Counseling & Student Development at (302) 831-2141 or (302) 831-1001 for after-hours emergencies, or Student Health Services at (302) 831-2226.
- Faculty and staff may contact the Employee Assistance Program within Human Resources at (302) 831-2171 and/or their health care provider.

# Questions

Submit your questions via  
the Zoom Chat

